



[www.icarusworld.net](http://www.icarusworld.net)

ICARUS World Support  
[support@icarusworld.net](mailto:support@icarusworld.net)

## Single Brake Line

### Final Measurements (cm)

OUTSIDE	A1	495,5
	A2	495,5
	A3	495,5
	A4	495,5
CENTER	A5	495,5

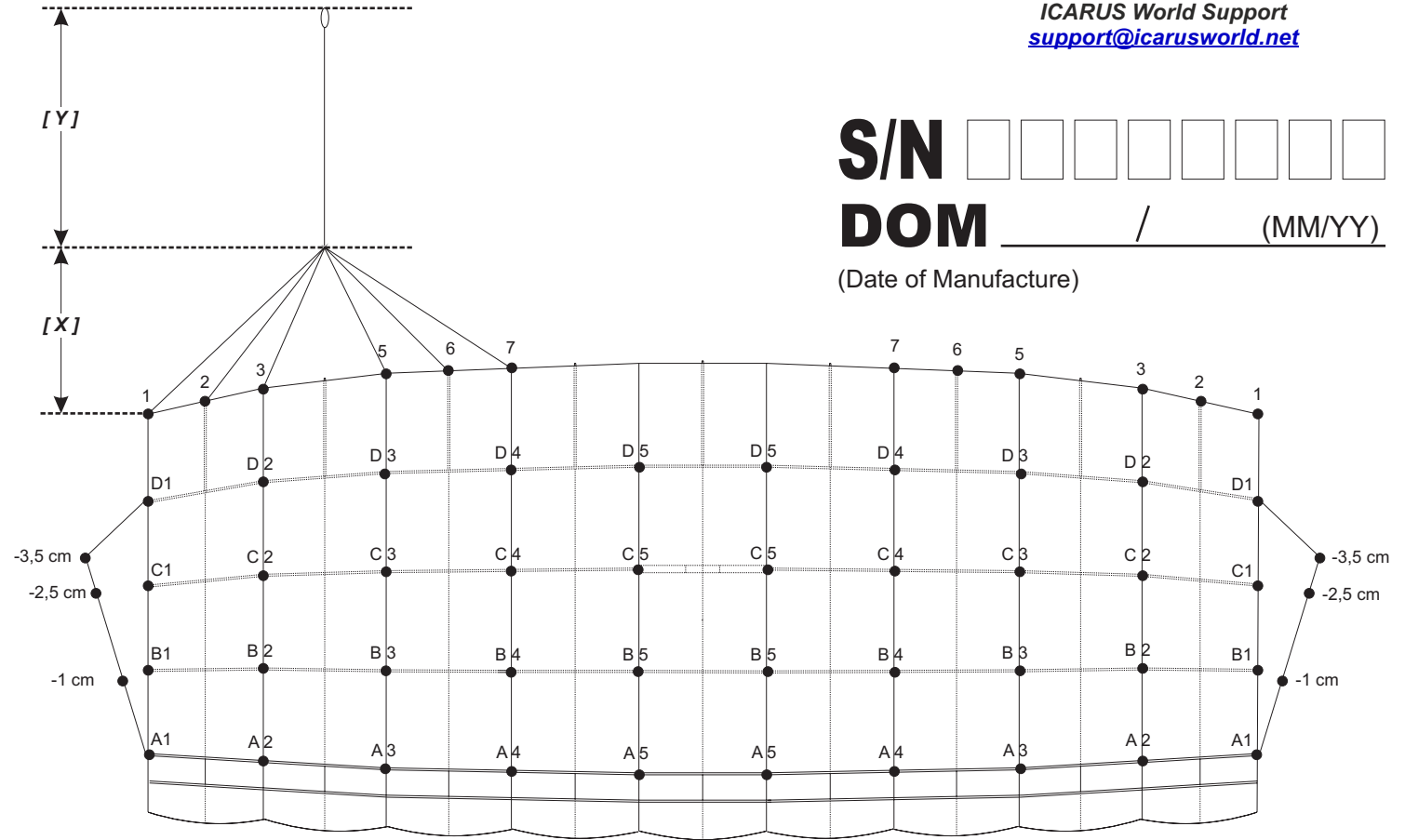
OUTSIDE	B1	502,8
	B2	502,8
	B3	502,8
	B4	502,8
CENTER	B5	502,8

OUTSIDE	C1	519,6
	C2	519,6
	C3	519,6
	C4	519,6
CENTER	C5	519,6

OUTSIDE	D1	543,8
	D2	547,0
	D3	550,1
	D4	551,2
CENTER	D5	552,2

		Single Brake Line
[ X ] UPPER STEERING LINES	1	180,0
	2	167,0
	3	150,0
	4	x
	5	150,0
	6	167,0
	7	180,0
	8	x
[ Y ] LOWER STEERING LINE		436,0

CANOPY	Tandem
SIZE	365



S/N

DOM \_\_\_\_\_ / \_\_\_\_\_ (MM/YY)

(Date of Manufacture)

### WHEN YOU RECEIVE A NEW LINE SET:

- **A-Lines**: you can place them in either A-Line position, since all of them have the same length, and they are not specifically marked with their spanwise position and cascading marking.

- **B or D Lines (cascades)**: you can place them in either B or D-Line position, since all of them have the same length, and they are not specifically marked with their spanwise position.



[www.icarusworld.net](http://www.icarusworld.net)

ICARUS World Support  
[support@icarusworld.net](mailto:support@icarusworld.net)

**Final Measurements (cm)**

OUTSIDE	A1	495,5
	A2	495,5
	A3	495,5
	A4	495,5
CENTER	A5	495,5

OUTSIDE	B1	502,8
	B2	502,8
	B3	502,8
	B4	502,8
CENTER	B5	502,8

OUTSIDE	C1	519,6
	C2	519,6
	C3	519,6
CENTER	C4	519,6
	C5	519,6

OUTSIDE	D1	543,8
	D2	547,0
	D3	550,1
	D4	551,2
CENTER	D5	552,2

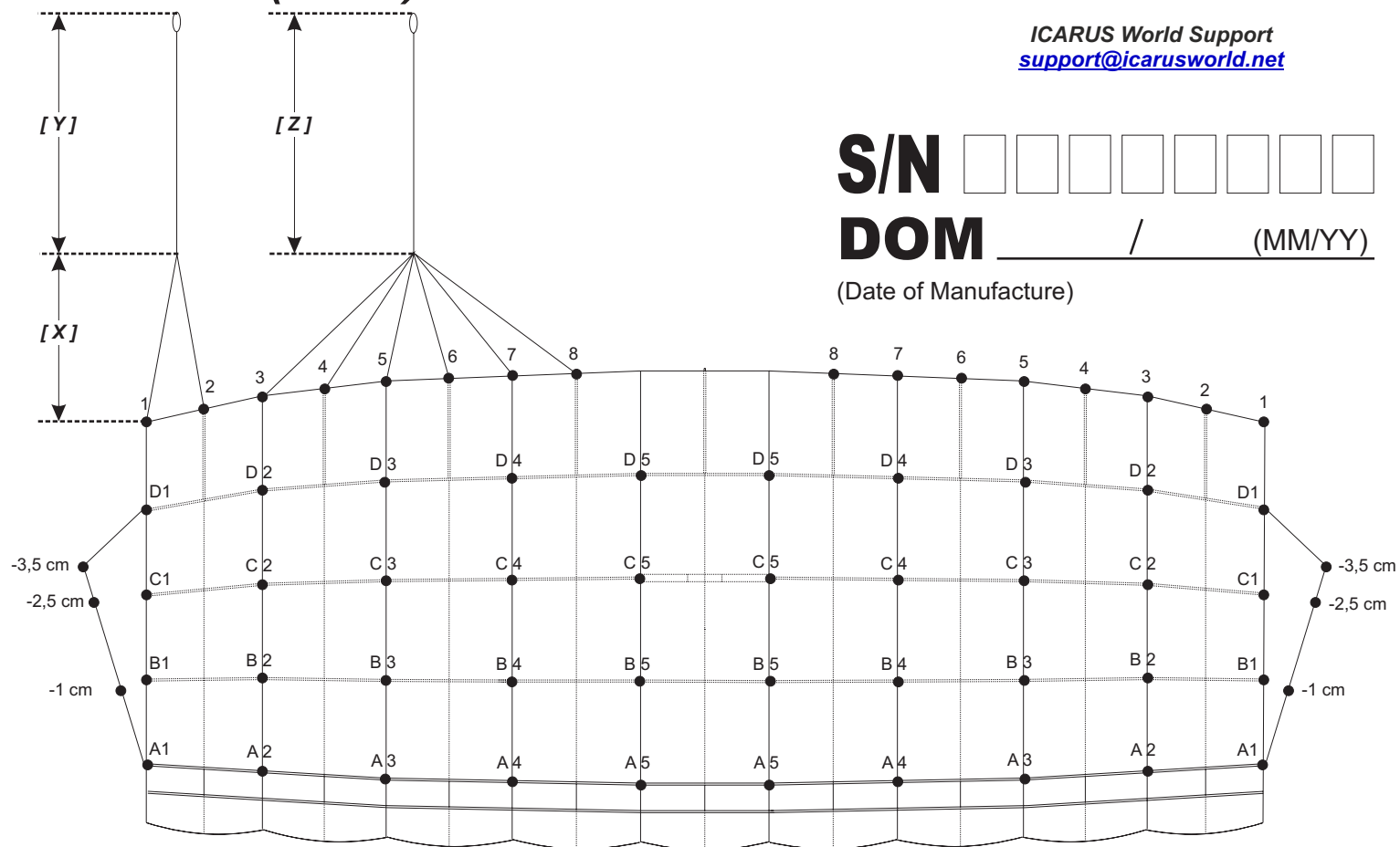
		Standard (6&2)
[ X ] UPPER STEERING LINES	1	150,0
	2	150,0
	3	180,0
	4	167,0
	5	150,0
	6	150,0
	7	167,0
	8	180,0

[ Y ] LOWER STEERING LINE	430,0
---------------------------	-------

[ Z ] LOWER STEERING LINE	436,0
---------------------------	-------

CANOPY	Tandem
SIZE	365

**Double Command Standard (6 & 2)**



**S/N**

**DOM** \_\_\_\_\_ / \_\_\_\_\_ (MM/YY)

(Date of Manufacture)

**WHEN YOU RECEIVE A NEW LINE SET:**

- **A-Lines:** you can place them in either A-Line position, since all of them have the same length, and they are not specifically marked with their spanwise position and cascading marking.

- **B or D Lines (cascades):** you can place them in either B or D-Line position, since all of them have the same length, and they are not specifically marked with their spanwise position.



## Double Command Option (2 & 6)



[www.icarusworld.net](http://www.icarusworld.net)

ICARUS World Support  
[support@icarusworld.net](mailto:support@icarusworld.net)

### Final Measurements (cm)

OUTSIDE	A1	495,5
	A2	495,5
	A3	495,5
	A4	495,5
CENTER	A5	495,5

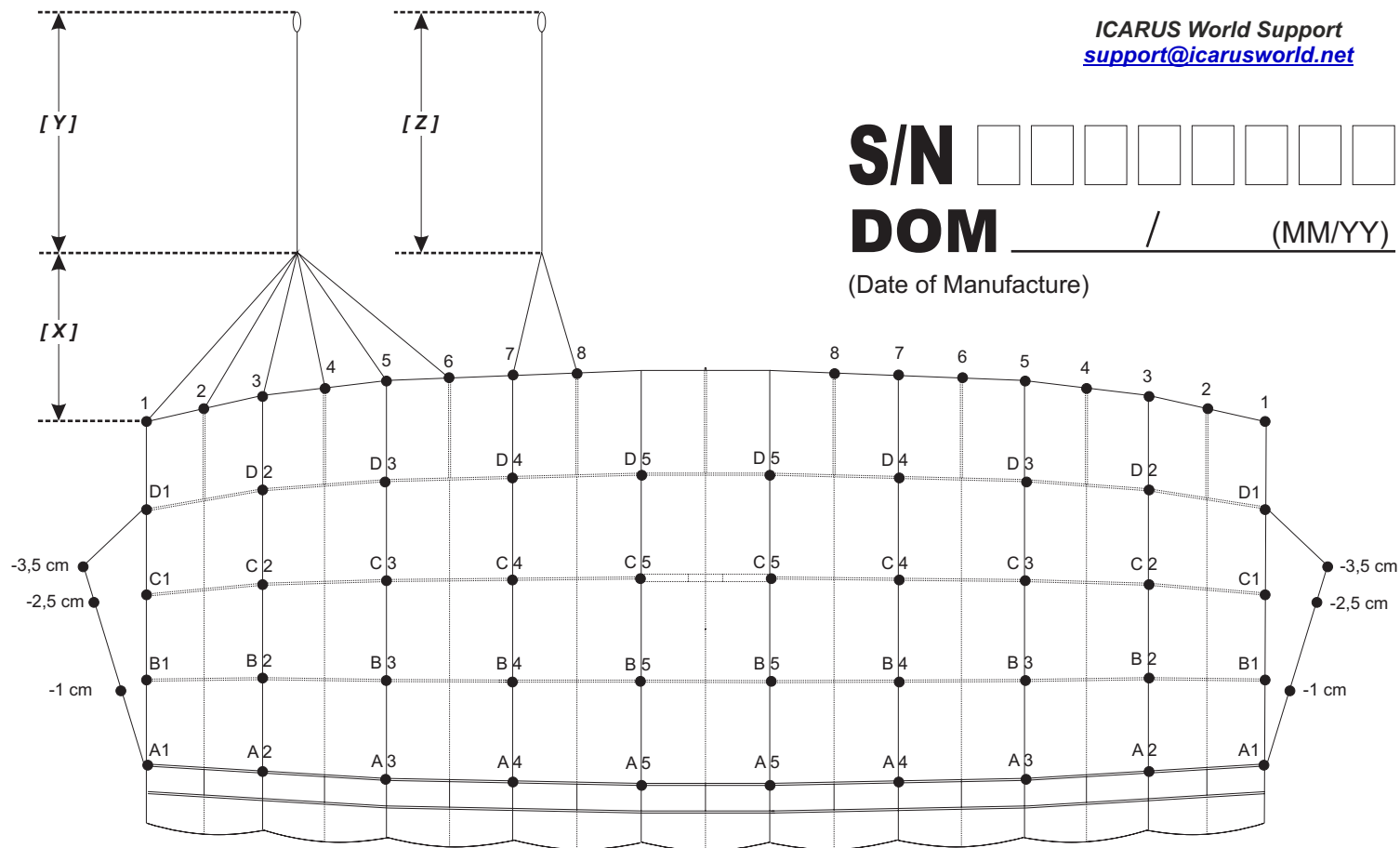
OUTSIDE	B1	502,8
	B2	502,8
	B3	502,8
	B4	502,8
CENTER	B5	502,8

OUTSIDE	C1	519,6
	C2	519,6
	C3	519,6
	C4	519,6
CENTER	C5	519,6

OUTSIDE	D1	543,8
	D2	547,0
	D3	550,1
	D4	551,2
CENTER	D5	552,2

		Option (2&6)
[ X ] UPPER STEERING LINES	1	180,0
	2	167,0
	3	150,0
	4	150,0
	5	167,0
	6	180,0
	7	150,0
	8	150,0
[ Y ] LOWER STEERING LINE		436,0
[ Z ] LOWER STEERING LINE		430,0

CANOPY	Tandem
SIZE	365



S/N

DOM \_\_\_\_\_ / \_\_\_\_\_ (MM/YY)

(Date of Manufacture)

### WHEN YOU RECEIVE A NEW LINE SET:

- **A-Lines:** you can place them in either A-Line position, since all of them have the same length, and they are not specifically marked with their spanwise position and cascading marking.

- **B or D Lines (cascades):** you can place them in either B or D-Line position, since all of them have the same length, and they are not specifically marked with their spanwise position.